

Mac: Recieve Call

SKYPE
aligning technology with the learning model

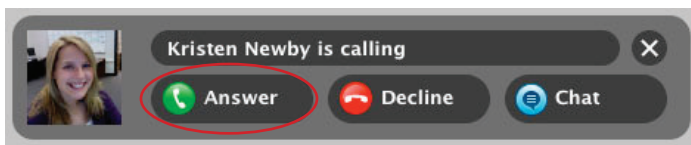
BYU
IDAHO

Objective

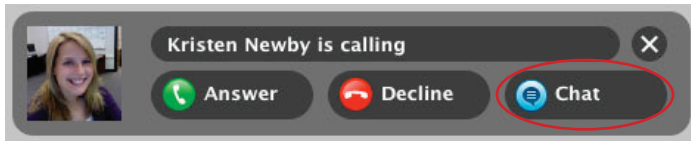
To demonstrate how to recieve a call in Skype on a Mac computer.

Instructions

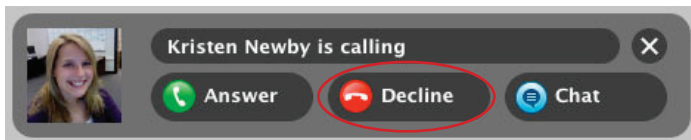
1. When someone calls you on Skype, a window appears. Select the green "Answer" button to talk.



2. Select the blue "Chat" button to chat online.



3. Select the "Decline" button to not answer.



4. If you answered, begin speaking when the call window appears. If microphone and camera are set up, you will be able to have live video chat with audio with the person on the other end.

