

PC: Create User

SKYPE
aligning technology with the learning model

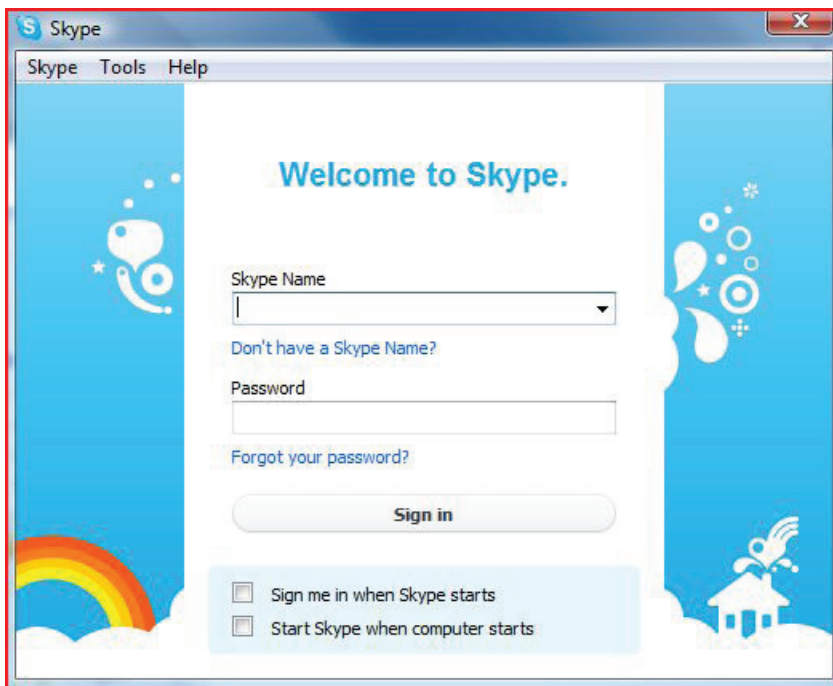
BYU
IDAHO

Objective

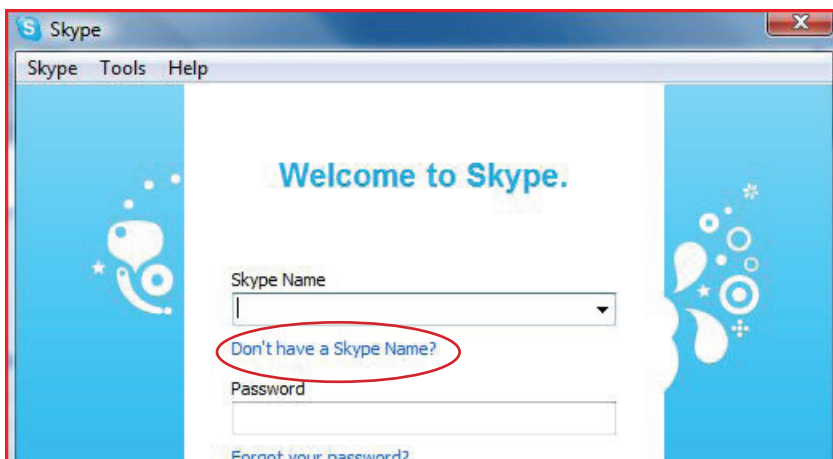
To demonstrate how to create a new Skype user on a Windows based computer.

Instructions

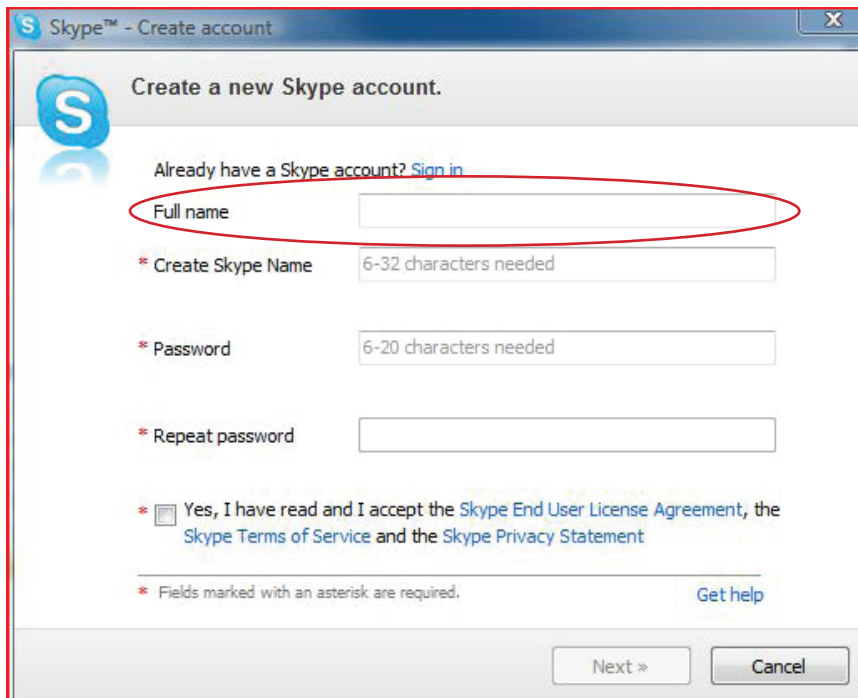
1. Open Skype.



2. Click on "Don't have a Skype name".



3. Fill in your name in the first box.



Skype™ - Create account

Create a new Skype account.

Already have a Skype account? [Sign in](#)

Full name

* Create Skype Name 6-32 characters needed

* Password 6-20 characters needed

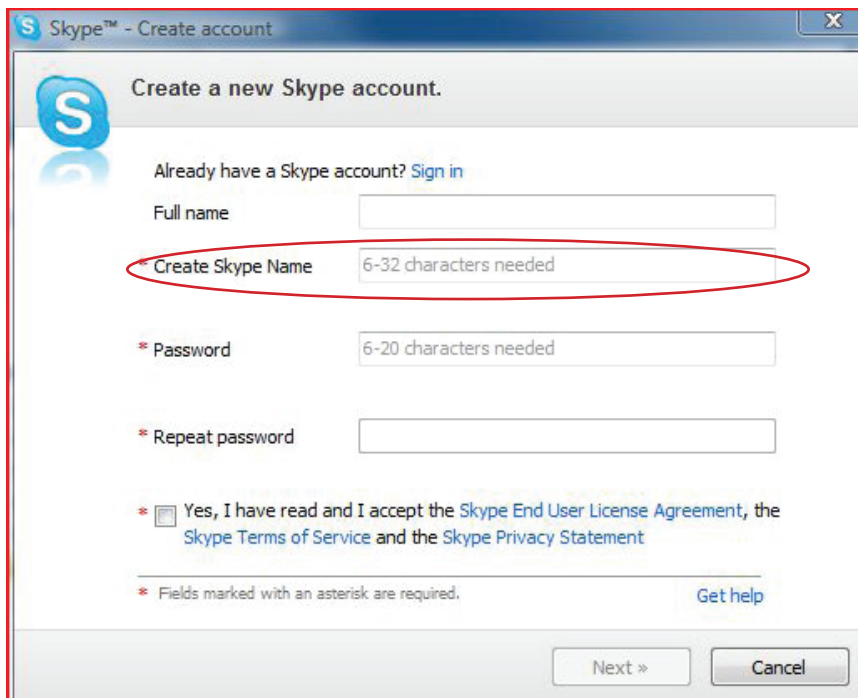
* Repeat password

* Yes, I have read and I accept the [Skype End User License Agreement](#), the [Skype Terms of Service](#) and the [Skype Privacy Statement](#)

* Fields marked with an asterisk are required. [Get help](#)

Next » Cancel

4. Create a Skype name in the second box.



Skype™ - Create account

Create a new Skype account.

Already have a Skype account? [Sign in](#)

Full name

Create Skype Name 6-32 characters needed

* Password 6-20 characters needed

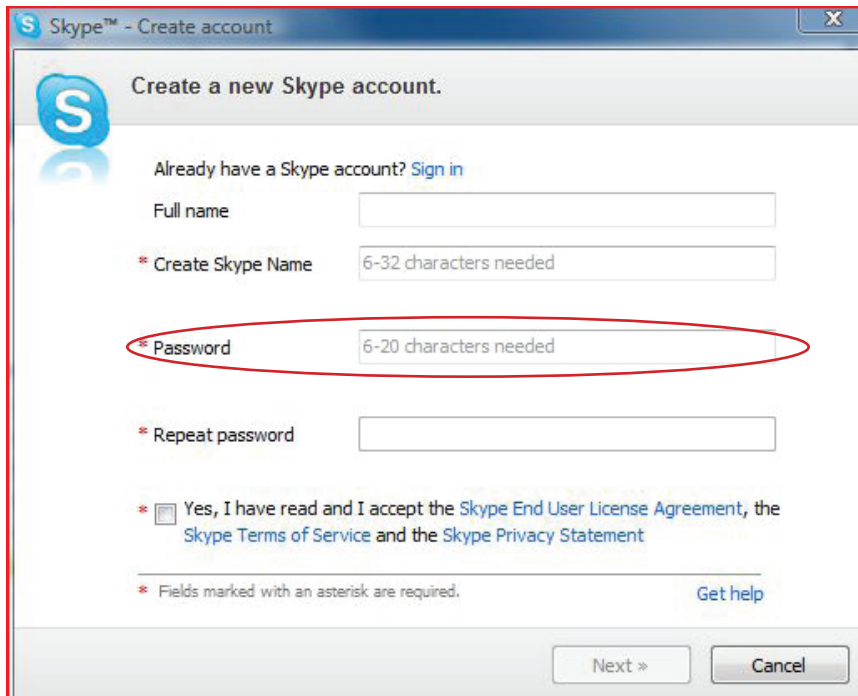
* Repeat password

* Yes, I have read and I accept the [Skype End User License Agreement](#), the [Skype Terms of Service](#) and the [Skype Privacy Statement](#)

* Fields marked with an asterisk are required. [Get help](#)

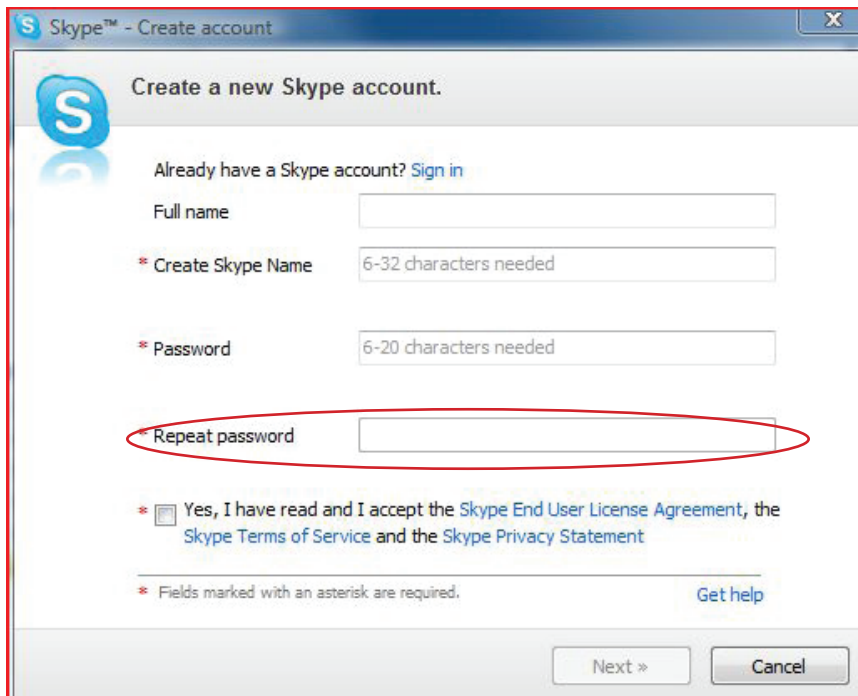
Next » Cancel

5. Create a password (include at least 1 number).



The screenshot shows the 'Skype™ - Create account' window. The title bar includes the Skype logo and the text 'Skype™ - Create account'. The main content area is titled 'Create a new Skype account.' and features the Skype logo. Below the title, there is a link: 'Already have a Skype account? [Sign in](#)'. The form contains several input fields: 'Full name', '* Create Skype Name' (with a note '6-32 characters needed'), '* Password' (with a note '6-20 characters needed'), and '* Repeat password'. A checkbox is present with the text: '* Yes, I have read and I accept the [Skype End User License Agreement](#), the [Skype Terms of Service](#) and the [Skype Privacy Statement](#)'. At the bottom of the form, there is a note: '* Fields marked with an asterisk are required.' and a link: '[Get help](#)'. The window has 'Next >>' and 'Cancel' buttons at the bottom right. A red oval highlights the '* Password' field.

6. Type the same password.



The screenshot shows the 'Skype™ - Create account' window, identical to the previous one. The form contains the same fields: 'Full name', '* Create Skype Name' (with a note '6-32 characters needed'), '* Password' (with a note '6-20 characters needed'), and '* Repeat password'. The checkbox text is: '* Yes, I have read and I accept the [Skype End User License Agreement](#), the [Skype Terms of Service](#) and the [Skype Privacy Statement](#)'. The note at the bottom is: '* Fields marked with an asterisk are required.' and the link is: '[Get help](#)'. The window has 'Next >>' and 'Cancel' buttons at the bottom right. A red oval highlights the '* Repeat password' field.

7. Check the little box at the bottom after reviewing the License Agreement.

Skype™ - Create account

Create a new Skype account.

Already have a Skype account? [Sign in](#)

Full name

* Create Skype Name 6-32 characters needed

* Password 6-20 characters needed

* Repeat password

* Yes, I have read and I accept the [Skype End User License Agreement](#), the [Skype Terms of Service](#) and the [Skype Privacy Statement](#)

* Fields marked with an asterisk are required. [Get help](#)

Next » Cancel

8. Click the "Next" button.

Skype™ - Create account

Create a new Skype account.

Already have a Skype account? [Sign in](#)

Full name

* Create Skype Name 6-32 characters needed

* Password 6-20 characters needed

* Repeat password

* Yes, I have read and I accept the [Skype End User License Agreement](#), the [Skype Terms of Service](#) and the [Skype Privacy Statement](#)

* Fields marked with an asterisk are required. [Get help](#)

Next » Cancel

9. Enter your e-mail address.

Skype™ - Create account

Create a new Skype account.

* Email

A valid email address is the only way to retrieve lost passwords.

Yes, send me Skype news and special offers.

Country/Region

City

Sign me in when Skype starts

* Fields marked with an asterisk are required.

<< Back Sign in Cancel

10. Select the country you live in.

Skype™ - Create account

Create a new Skype account.

* Email

A valid email address is the only way to retrieve lost passwords.

Yes, send me Skype news and special offers.

Country/Region

City

Sign me in when Skype starts

* Fields marked with an asterisk are required.

<< Back Sign in Cancel

11. Click "Sign In".

Skype™ - Create account

Create a new Skype account.

* Email

A valid email address is the only way to retrieve lost passwords.

Yes, send me Skype news and special offers.

Country/Region

City

Sign me in when Skype starts

* Fields marked with an asterisk are required.

« Back Cancel

12. Your account has been created!